








MULTI

Multi is a seating unit with numerous combination options and variations. It can be assembled with straight sections of various widths and corner seating solutions. Available with either a firm, padded seat or softer cushion for completely different types of comfort – upright or more relaxed, depending on uses and settings. Choices with a number of different bases.

VARIANTS

	W	D	Ø	H	SH
	560/1100/1660 mm	745 mm		770 mm	420 mm
	560/1100/1660 mm	800 mm		770 mm	420 mm
	800 mm	800 mm		770 mm	420 mm
	140 mm	675 mm		580 mm	
			40-80 mm		180 mm

DESIGNER



Sandin & Bülow